



Acme Sanitary Ware Co. Ltd.

1/F, Acme Building, 22-28 Nanking Street, Kowloon, Hong Kong

Tel: 2388 7171 Fax: 2710 8012

Email: acme@acmesanitary.com.hk

Website: www.acmesanitary.com.hk

PROJECT		REF		REV	ITEM CODE	
LOCATION		DATE			PAGE	

SANITARY WARE SPECIFICATION SHEET

Item Descriptions	Bobrick (USA) Stainless steel surface-mounted multi-roll toilet tissue dispenser in satin finish
Dimensions	L345 x W115 x H215 mm
Model	B-3588
Material/ Finish	Stainless Steel / Satin Finish
Manufacturer	Bobrick Washroom Equipment Inc. (USA)
Supplier	Acme Sanitary Ware Co. Ltd Mr. Eric Wong/ Mr. Don Yuen
Contact Tel/Fax	(852) 2388-7171 / (852) 2710-8012
E-mail	acme@acmesanitary.com.hk
Website	www.acmesanitary.com.hk

MATERIALS:

Cabinet — 18-8, Type-304, heavy-gauge stainless steel. All-welded construction. Exposed surfaces have satin-finish.

Skirt — 18-8, Type-304, stainless steel with satin-finish.

Door — 18-8, Type-304, 20-gauge (0.9mm) stainless steel with satin-finish. Secured to cabinet with two rivets. Equipped with a tumbler lock keyed like other Bobrick washroom accessories.

Spindle — 18-8, Type-304, 18-gauge (1.2mm), 1" diameter (25mm) stainless steel tubing with plastic end caps. Theft resistant. Removable with key provided.

OPERATION: Unit holds two standard-core toilet tissue rolls up to 5-1/8" (130mm) diameter (1500 sheets). To serve toilet tissue dispenser, unlock door with key provided and slide spindle out in any direction.

INSTALLATION:

For partitions with particleboard or other solid core, secure with four #10 x 5/8" (4.8 x 16mm) sheet-metal screws (not furnished) at points indicated by an S, or provide through-bolts, nuts, and washers.

For hollow-core metal partitions, provide solid backing into which sheet-metal screws can be secured. If two units are installed back-to-back, then provide threaded sleeves and machine screws for the full thickness of partition. For plaster or dry wall construction, provide concealed backing to comply with local building codes, then secure unit with sheet-metal screws.

For other wall surfaces, provide fiber plugs or expansion shields for use with sheet-metal screws, or provide 3/16" (5mm) toggle bolts or expansion bolts.

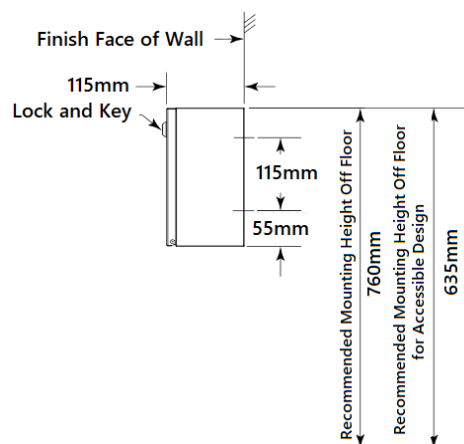
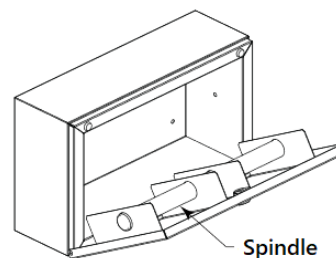
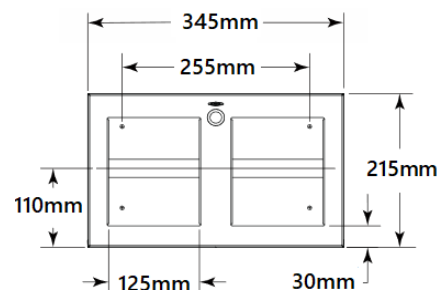
Replacement Parts:

Knob Latch	2621-8
Spindle	3588-33
Skirt Kit	3588-53
Door Replacement Kit	3588-73
Lock and Key	388-42

SPECIFICATION:

Surface-mounted multi-roll toilet tissue dispenser shall be Type-304 stainless steel with all-welded construction; exposed surfaces shall have satin finish. Door shall be Type-304, 20-gauge (0.9mm) secured to cabinet with two rivets; and equipped with a tumbler lock keyed like other Bobrick washroom accessories. Spindle shall be Type-304, 18-gauge (1.2mm), 1" diameter (25mm) stainless steel. Theft resistant, removable with key provided.

Illustration/ Drawing



Note:

* All information of the above is for the reference only. No prior notice is made if any changes.

Source: Bobrick